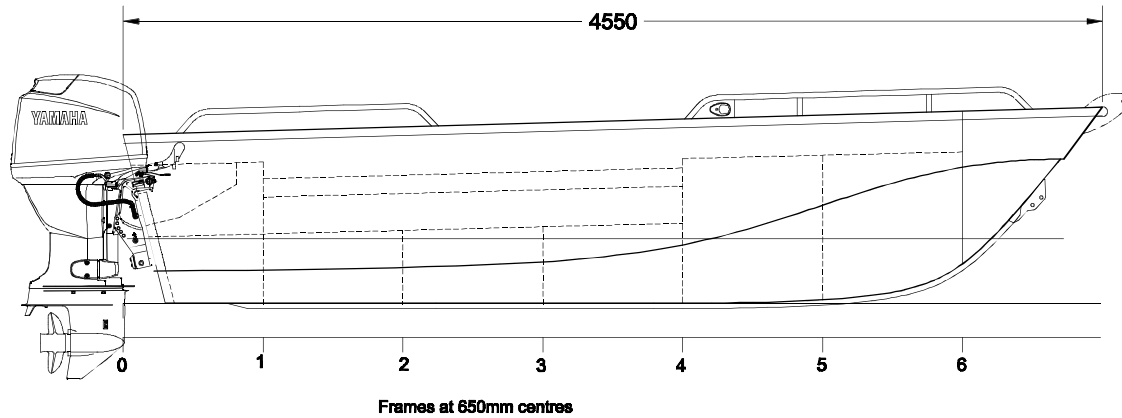
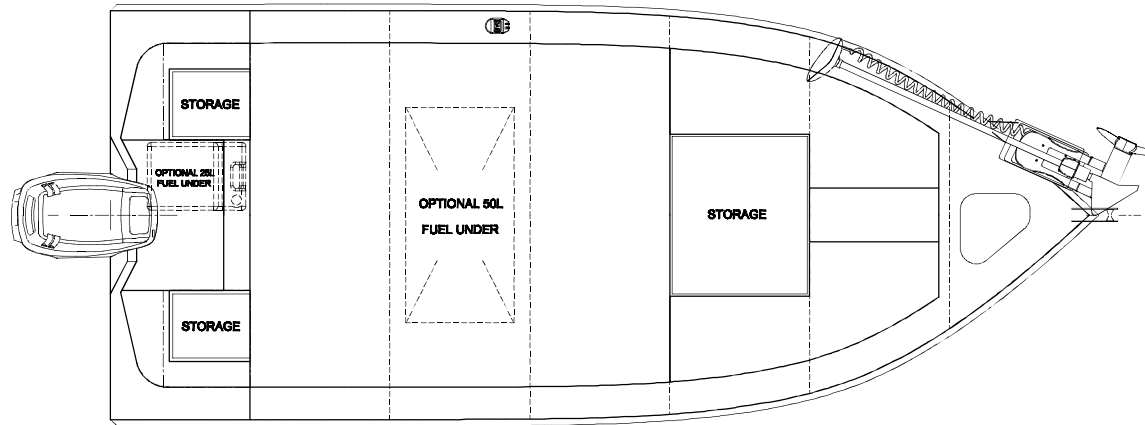


Note: Layout can be customised by owner
Owner Advised to provide sun protection



PROFILE



PLAN

4.55m Adventurer Tiller GENERAL ARRANGEMENT

PRINCIPAL PARTICULARS

LOA:	4.60 m
LENGTH:	4.55 m
BEAM:	1.96 m
DEPTH:	0.9m
DRAFT:	0.3m (HULL)
D/RISE:	12° @ TRAN.
WEIGHT:	630kg DRY -w- 40HP
ENG:	20" (LONG)

Boat hull to be foam filled.



ACTUAL KIT MIGHT DIFFER FROM PICTURES SHOWN

AUSTRALIAN BUILDERS PLATE	
BUILDER YOUR NAME	
HIN AU-	SEE REGISTRATION
Max	40 hp
Max	100 kg
Max	3 270 kg
Max	575 kg
Buoyancy BASIC Flotation	
<p>⚠ Alteration of the boat's hull or permanent fittings may invalidate the A REGISTERED PERSONS THIS PHOTO. MUST BE MADE IN ADVERSE WEATHER CONDITIONS OR WHEN ON THE OPEN SEA.</p>	

- Design in compliance with AS1799-1 2009
- Structure in accordance with ISO 12215
- Material:
 - all plating: 4mm 5083 aluminium, floor 3mm 5251 or 5083 aluminium.
 - Extrusions 6061 Aluminium
- Builders plate, Jig, Drawings & Photo CD included with kit.
- Bollards, Scuppers, Inspection port & Drain plug included in the kit.
- 5 days per week helpdesk available
- Customization available.
- Flotation foam & most fit out parts available, check catalogue for pricing.
- HIN number engraved in kit & and registered.

www.platealloy.com

4.55m Adventurer Tiller



www.platealloy.com

ACTUAL KIT MIGHT DIFFER FROM PICTURES SHOWN

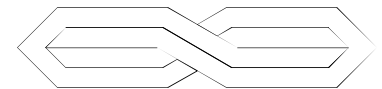


PLATE ALLOY